

HEAT

AIR CONDITIONING

POWER ON

OPERATION

Operating the TriPac

NOTE: All switches must be in the correct position for the TriPac to operate.

TriPac Engine Switch - ON Position

This switch is located inside the TriPac APU housing on the right side of the frame. It is used to disable the engine when performing service procedures and is normally in the ON position.

(OPTION) Standby Switch - Normal Position

This switch is normally located on the tractor's dash. The switch can be either a toggle switch (Normal Position) or a rocker switch (Normal Position).

(OPTION) DPF Switch - ON (Center) Position

This switch is normally located on the tractor's dash. Only TriPac's equipped with the DPF option will have this switch.

Refer to the TriPac Operators manual (TK-53035-19-OP) for additional information on operating the TriPac.



HMI Controller - Power On

A Press MAIN POWER KEY ON.

B Press APU KEY ON.

NOTE: The APU does not have to be ON to operate the TriPac Sleeper compartment heater.

Mode Selection - Air Conditioning

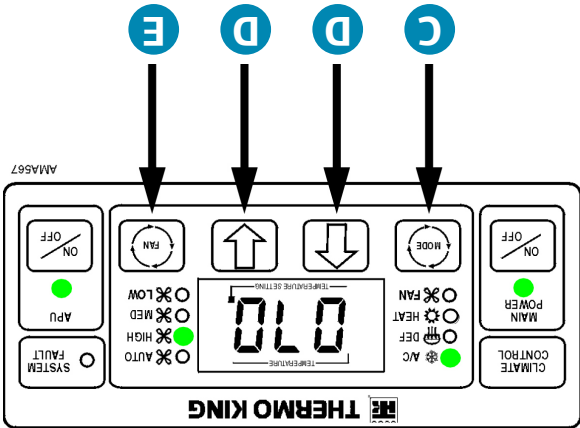
This selection provides sleeper compartment air conditioning.

With both the MAIN POWER and APU LEDs illuminated:

C Press MODE KEY and scroll to A/C.

D Press ARROW KEYS to raise/lower temperature.

E Press FAN KEY to set desired fan speed.



Mode Selection - Heat

This selection provides sleeper compartment heat.

NOTE: The APU does not have to be ON to operate

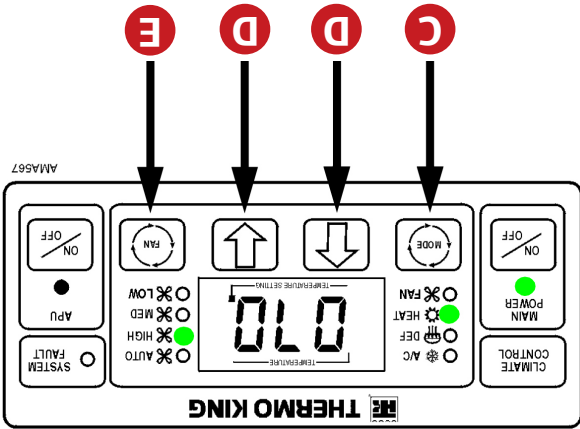
the TriPac Sleeper compartment heater.

With the MAIN POWER LED illuminated:

C Press MODE KEY and scroll to HEAT.

D Press ARROW keys to raise/lower temperature.

E Press FAN KEY to set desired fan speed for unheated air. (Recommended is fan off which is no LED lite)





Contact your local Thermo King Dealer

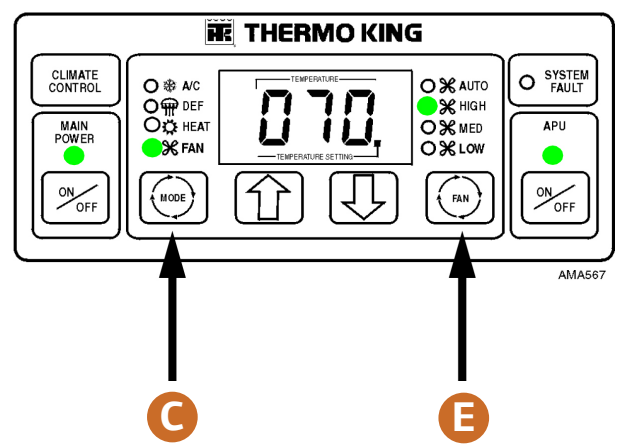
FAN ONLY

Mode Selection - Fan Only

This selection allows circulation of the air inside the sleeper compartment.

With both the MAIN POWER and APU LEDs illuminated:

- C** Press **MODE KEY** and scroll to **FAN**.
- E** Press **FAN KEY** to set desired fan speed.



MONITOR

Mode Selection - Monitor

This selection allows the TriPac to operate only as needed to monitor the tractor's battery voltage and coolant temperature (optional).

With both the MAIN POWER and APU LEDs illuminated:

- C** Press **MODE KEY** and scroll until no light (A/C, DEF, HEAT or FAN) is illuminated.

